

Scaled data based on original data using
LM-79-08 Approved Method: Electrical and Photometric Measurements of Solid-
State Lighting Products

Test Report Prepared for
Cooper Lighting Solutions
(formerly Eaton)

Brand: INVUE

Report Number: P401632

Luminaire Tested: **ENC-SA1E-730-U-SL3**

Issue Date: 5/20/2020

Test Information

Test Method: LM-79-08
Report Number: P401632
TEST IS SCALED FROM IESNA LM-79-08 TEST DATA (G1-2004-754-3)
Test Lab: INNOVATION CENTER
Issue Date: 5/20/2020
Manufacturer: COOPER LIGHTING SOLUTIONS (FORMERLY EATON)
Product Line: INVUE
Catalog Number: ENC-SA1E-730-U-SL3
Description: ENTRI LED LUMINAIRE
(1) 70 CRI, 3000K, 1050mA LIGHTSQUARE WITH 16 LEDS AND TYPE III SPILL
LIGHT ELIMINATOR OPTICS
Light Source: -
Ballast/Driver: ELECTRONIC DRIVER

Summary

Lumens per Lamp: N/A
Luminaire Lumens: 6285 lumens
Efficiency: N/A
Efficacy: 109.9 lumens/watt
Luminous Opening: Rectangular (W 0.5' x L: 0.5' x H: 0')
IES Classification: Type III - Medium - Non-Cutoff
BUG Rating: B1 - U0 - G2

Input Watts (W): 57.2
Input Voltage (V): NR
Input Current (Ain): NR
Voltage Rise (V): NR
Power Factor: NR
Total Harmonic Distortion (THDi): NR
Frequency (hertz): 60
Stabilization Time: NR
Operation Time: NR
Ambient Temperature (°C): NR
Test Distance: 25 FT

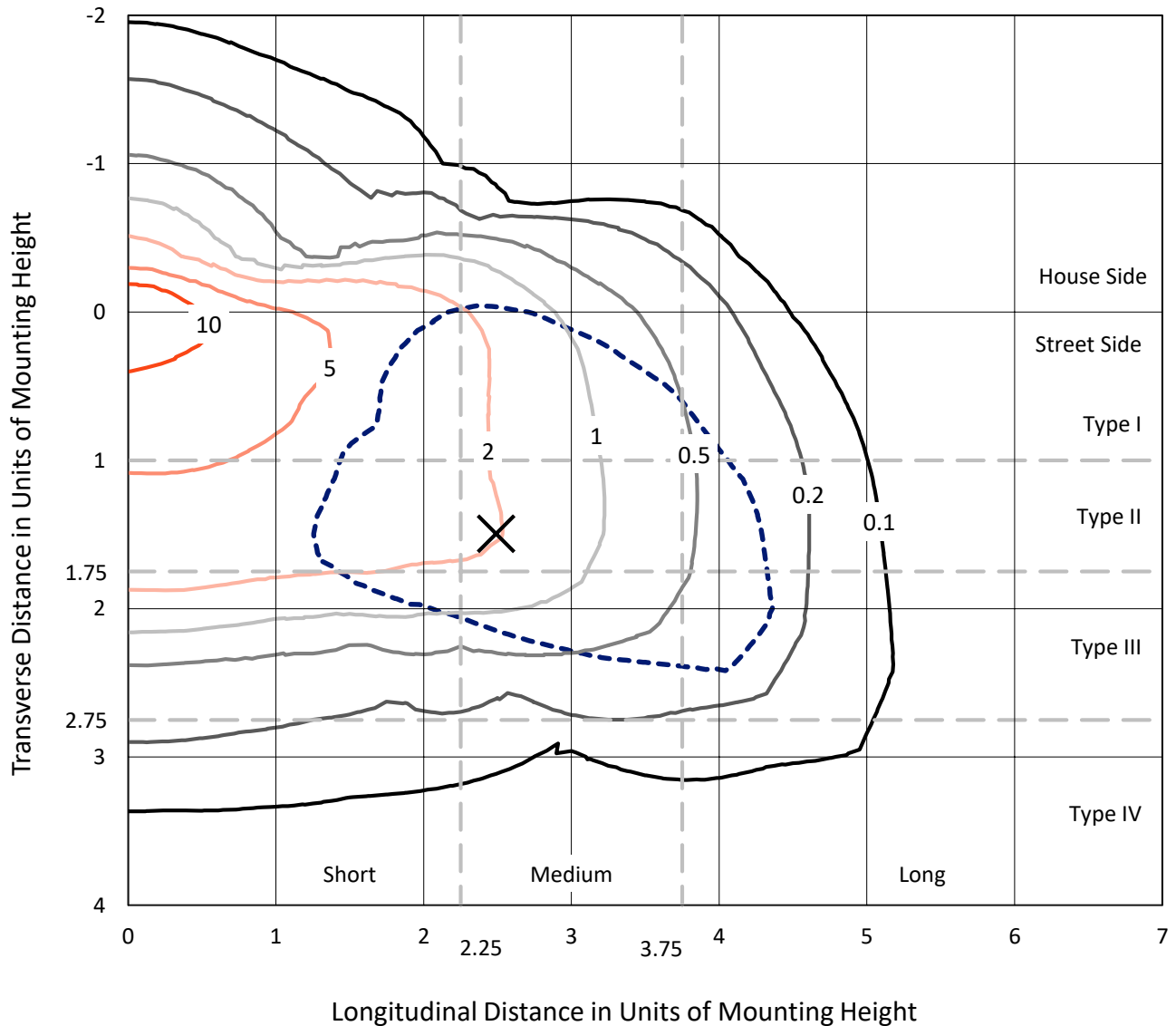


REPORT NUMBER: P401632

CATALOG NUMBER: ENC-SA1E-730-U-SL3

Iso-Footcandle Lines of Horizontal Illumination

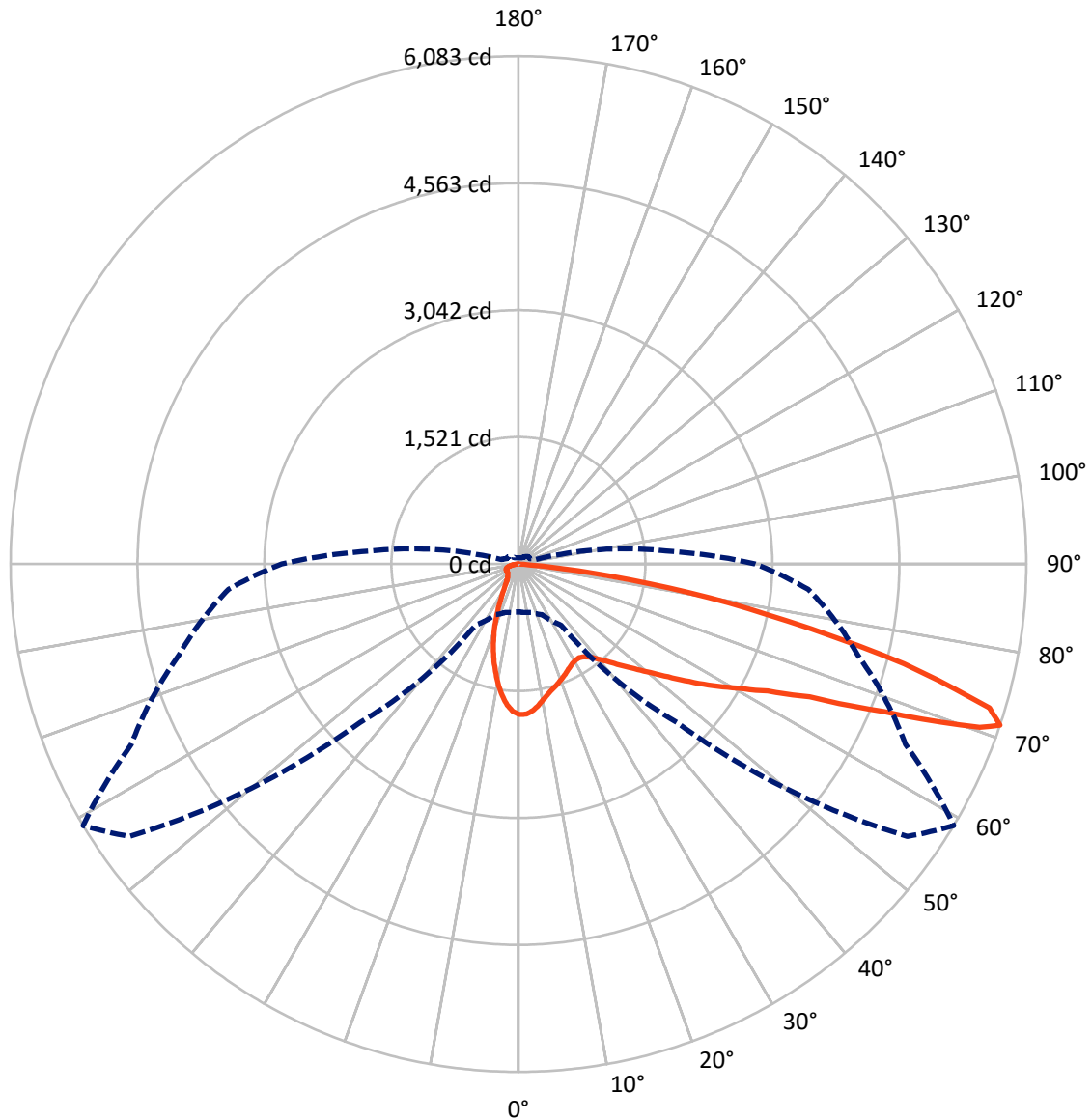
× Max cd
 - - - 1/2 Max cd



Based on 10 foot mounting height. Maximum calculated value = 18 fc
 Type III - Medium - Non-Cutoff

REPORT NUMBER: P401632
CATALOG NUMBER: ENC-SA1E-730-U-SL3

Luminous Intensity Polar Plot



— Vertical Plane Through 59-Deg Lateral - - - Horizontal Cone Through 71-Deg Vertical

REPORT NUMBER: P401632

CATALOG NUMBER: ENC-SA1E-730-U-SL3

FLUX DISTRIBUTION:

		Downward	Upward	Total
House Side	Lumens	1066.7	0.0	1066.7
	% Fixture	17.0	0.0	17.0
Street Side	Lumens	5218.3	0.0	5218.3
	% Fixture	83.0	0.0	83.0
Total	Lumens	6285.0	0.0	6285.0
	% Fixture	100.0	0.0	100.0

Coefficient of Utilization

ZONAL LUMENS:

Zone	Lumens	% Fixture
0°-10°	155.8	2.5
10°-20°	350.0	5.6
20°-30°	444.8	7.1
30°-40°	568.7	9.0
40°-50°	789.2	12.6
50°-60°	1168.4	18.6
60°-70°	1579.3	25.1
70°-80°	1120.0	17.8
80°-90°	108.8	1.7
90°-100°	0.0	0.0
100°-110°	0.0	0.0
110°-120°	0.0	0.0
120°-130°	0.0	0.0
130°-140°	0.0	0.0
140°-150°	0.0	0.0
150°-160°	0.0	0.0
160°-170°	0.0	0.0
170°-180°	0.0	0.0
0°-90°	6285.0	100.0
0°-180°	6285.0	100.0



REPORT NUMBER: P401632

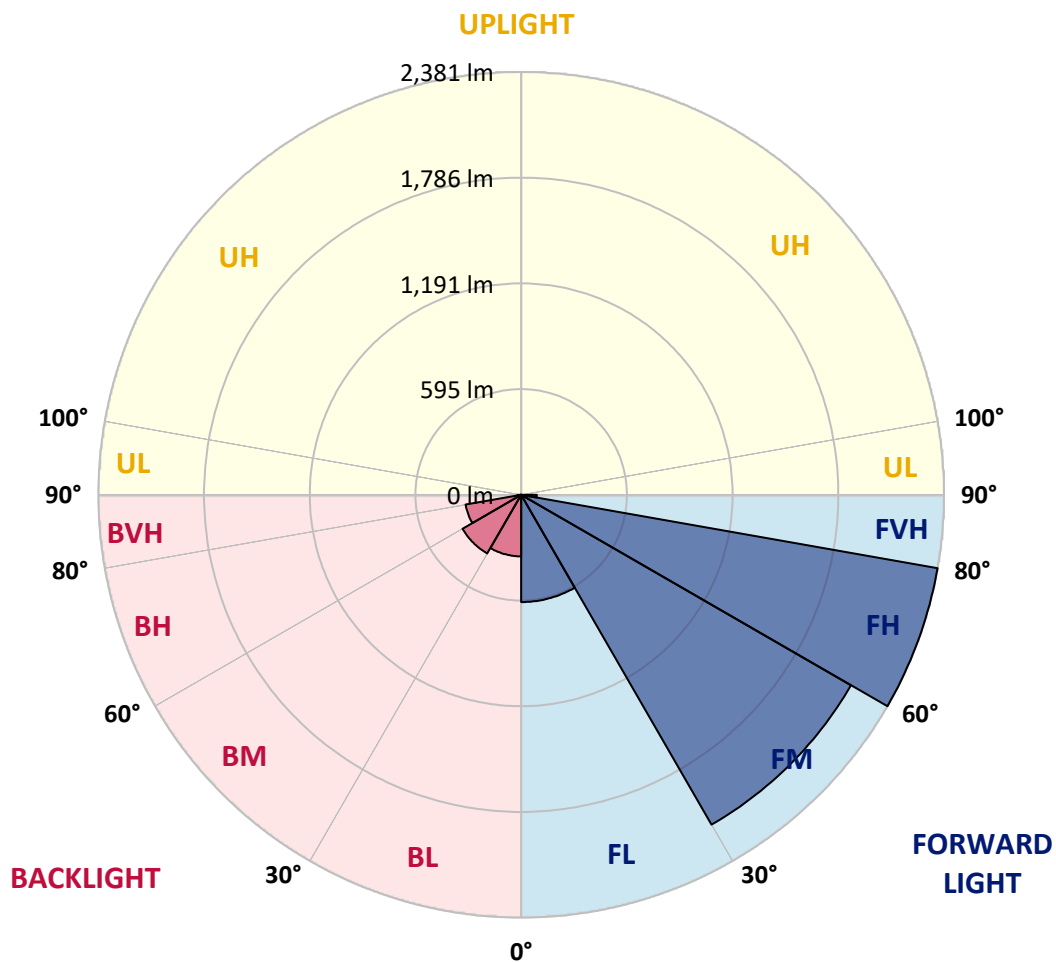
CATALOG NUMBER: ENC-SA1E-730-U-SL3

LUMINAIRE CLASSIFICATION SYSTEM LUMEN TABLE AND BUG RATING:

Zone		Lumens	% Fixture	Zone Rating/Lumen Limit		
				B	U	G
FL	(0°-30°)	604.1	9.6			
FM	(30°-60°)	2144.8	34.1			
FH	(60°-80°)	2381.4	37.9			G2/5000
FVH	(80°-90°)	88.1	1.4			G1/100
BL	(0°-30°)	346.6	5.5	B1/500		
BM	(30°-60°)	381.5	6.1	B1/1000		
BH	(60°-80°)	317.9	5.1	B1/500		G1/500
BVH	(80°-90°)	20.7	0.3			G1/100
UL	(90°-100°)	0.0	0.0		U0/0	
UH	(100°-180°)	0.0	0.0		U0/0	

BUG Rating: B1-U0-G2

Type III Medium





REPORT NUMBER: P401632

CATALOG NUMBER: ENC-SA1E-730-U-SL3

CANDELA DISTRIBUTION (FULL):

	0°	5°	15°	25°	35°	45°	55°	59°	65°	75°	85°
0°	1803.2	1803.2	1803.2	1803.2	1803.2	1803.2	1803.2	1803.2	1803.2	1803.2	1803.2
2.5°	1787.7	1794.0	1796.8	1801.3	1801.3	1803.2	1801.3	1800.4	1804.1	1800.4	1790.4
5°	1708.4	1711.2	1719.4	1728.5	1737.6	1756.7	1762.2	1765.8	1774.0	1775.8	1765.8
7.5°	1601.0	1611.0	1621.9	1633.8	1652.9	1679.3	1702.1	1711.2	1726.7	1735.8	1721.2
10°	1509.9	1515.4	1520.8	1541.8	1571.8	1608.3	1631.9	1649.2	1673.8	1685.7	1672.0
12.5°	1418.8	1423.4	1434.3	1462.6	1493.5	1537.2	1580.0	1593.7	1622.8	1646.5	1635.6
15°	1348.7	1348.7	1356.9	1387.9	1420.7	1478.9	1529.0	1550.0	1586.4	1620.1	1606.4
17.5°	1286.8	1289.5	1295.0	1315.0	1360.6	1421.6	1485.3	1511.7	1557.3	1601.0	1582.8
20°	1252.2	1250.4	1254.0	1264.0	1300.5	1365.1	1441.6	1472.6	1529.0	1589.1	1560.0
22.5°	1240.3	1238.5	1235.8	1234.9	1258.6	1313.2	1395.2	1433.4	1503.5	1582.8	1539.1
25°	1249.5	1249.5	1241.3	1225.8	1236.7	1274.0	1353.3	1394.3	1475.3	1578.2	1519.9
27.5°	1274.0	1274.0	1262.2	1242.2	1237.6	1254.0	1316.8	1360.6	1451.6	1580.9	1504.4
30°	1307.7	1306.8	1295.0	1277.7	1264.0	1258.6	1299.5	1339.6	1435.2	1592.8	1497.2
32.5°	1346.0	1344.2	1338.7	1326.9	1310.5	1286.8	1301.4	1336.9	1431.6	1613.7	1498.1
35°	1391.5	1388.8	1391.5	1385.1	1369.7	1344.2	1335.1	1363.3	1449.8	1652.9	1513.6
37.5°	1431.6	1429.8	1443.4	1447.1	1443.4	1409.7	1397.9	1416.1	1492.6	1714.8	1545.4
40°	1465.3	1467.1	1491.7	1518.1	1523.6	1494.4	1486.2	1501.7	1561.8	1790.4	1602.8
42.5°	1502.6	1508.1	1544.5	1591.9	1610.1	1591.0	1595.5	1606.4	1649.2	1893.3	1685.7
45°	1539.1	1550.9	1601.0	1662.0	1708.4	1708.4	1723.9	1734.9	1762.2	2022.6	1806.8
47.5°	1602.8	1611.0	1665.6	1739.4	1810.4	1833.2	1876.0	1872.4	1893.3	2164.7	1948.9
50°	1685.7	1699.3	1754.9	1831.4	1921.5	1986.2	2035.4	2042.7	2050.9	2310.4	2117.3
52.5°	1800.4	1816.8	1862.3	1933.4	2039.9	2145.6	2249.4	2244.8	2233.9	2468.9	2310.4
55°	1916.1	1933.4	1976.2	2033.6	2159.2	2321.3	2490.7	2484.3	2434.3	2631.0	2488.9
57.5°	2033.6	2048.1	2092.7	2142.8	2291.3	2529.0	2745.7	2750.3	2647.4	2811.3	2665.6
60°	2082.7	2104.6	2214.8	2311.3	2497.1	2759.4	3006.2	3018.0	2868.7	2993.4	2860.5
62.5°	1860.5	1886.9	2069.1	2329.5	2779.4	3203.8	3344.9	3352.2	3135.5	3194.7	3073.6
65°	1377.0	1376.0	1564.6	1954.3	2722.9	3800.3	3948.7	3834.0	3467.0	3461.5	3355.0
67.5°	788.7	812.3	872.4	1165.7	2074.5	3910.5	5023.3	4723.7	4054.4	3876.8	3730.2
70°	635.7	630.2	648.4	726.7	1131.1	3215.6	5723.6	5860.2	4888.5	4215.6	3645.5
71°	572.8	581.0	599.2	670.3	892.5	2682.9	5689.0	6083.4	5116.2	4206.4	3484.3
72.5°	492.7	494.5	536.4	620.2	733.1	1892.4	5260.1	5899.4	5354.8	4087.1	3247.5
75°	335.1	339.7	405.3	499.1	669.4	898.8	3763.9	4772.0	4874.0	3819.4	2682.0
77.5°	192.2	195.8	243.2	365.2	570.1	633.8	2310.4	3297.6	3504.3	2793.1	1438.0
80°	99.3	103.8	134.8	230.4	435.3	512.7	1325.0	2073.6	1993.5	965.3	333.3
82.5°	26.4	30.1	39.2	82.9	210.4	334.2	587.4	857.9	612.9	200.4	121.1
85°	0.0	0.0	0.0	0.9	1.8	46.4	123.9	153.9	85.6	39.2	32.8
87.5°	0.0	0.0	0.0	0.0	0.9	1.8	1.8	1.8	1.8	2.7	3.6
90°	0.0	0.0	0.0	0.0	0.0	0.0	0.0	0.0	0.0	0.0	0.0



REPORT NUMBER: P401632

CATALOG NUMBER: ENC-SA1E-730-U-SL3

CANDELA DISTRIBUTION (continued):

	90°	95°	105°	115°	125°	135°	145°	155°	165°	175°	180°
0°	1803.2	1803.2	1803.2	1803.2	1803.2	1803.2	1803.2	1803.2	1803.2	1803.2	1803.2
2.5°	1788.6	1788.6	1783.1	1774.9	1765.8	1744.9	1748.5	1732.1	1733.9	1732.1	1732.1
5°	1757.6	1752.2	1738.5	1713.0	1684.8	1647.4	1642.0	1611.9	1594.6	1589.1	1595.5
7.5°	1714.8	1699.3	1664.7	1620.1	1566.4	1518.1	1473.5	1433.4	1403.4	1390.6	1385.1
10°	1658.4	1639.2	1582.8	1504.4	1430.7	1355.1	1285.0	1239.4	1179.3	1161.1	1155.7
12.5°	1611.9	1579.1	1494.4	1385.1	1270.4	1170.2	1075.5	979.9	922.5	881.5	875.2
15°	1571.8	1525.4	1404.3	1263.1	1120.1	981.7	853.3	724.9	643.9	609.2	584.7
17.5°	1536.3	1476.2	1314.1	1131.1	954.4	771.3	614.7	491.8	440.8	414.4	415.3
20°	1499.9	1423.4	1220.3	999.0	790.5	587.4	434.4	377.0	351.5	346.1	343.3
22.5°	1465.3	1363.3	1121.1	868.8	622.9	431.7	349.7	321.5	315.1	315.1	315.1
25°	1426.1	1302.3	1020.9	735.8	471.7	340.6	300.5	290.5	292.3	296.0	296.9
27.5°	1394.3	1249.5	921.6	581.9	366.1	289.6	268.7	266.8	274.1	282.3	282.3
30°	1366.0	1201.2	814.2	454.4	291.4	254.1	246.8	249.5	256.8	264.1	266.8
32.5°	1346.9	1157.5	717.6	353.3	248.6	229.5	227.7	231.3	238.6	242.2	245.0
35°	1338.7	1125.6	613.8	285.0	221.3	211.3	210.4	213.1	216.7	217.7	216.7
37.5°	1347.8	1103.7	507.3	241.3	204.0	198.5	197.6	197.6	197.6	198.5	197.6
40°	1374.2	1095.6	411.6	213.1	193.1	188.5	185.8	183.0	181.2	181.2	180.3
42.5°	1429.8	1108.3	330.6	196.7	184.9	179.4	173.9	170.3	167.6	166.7	166.7
45°	1519.0	1143.8	275.0	185.8	177.6	169.4	163.0	159.4	156.6	157.5	156.6
47.5°	1642.0	1203.0	243.2	178.5	170.3	159.4	153.0	149.4	148.4	151.2	152.1
50°	1781.3	1286.8	224.0	173.0	164.8	151.2	143.9	141.2	142.1	147.5	148.4
52.5°	1945.2	1395.2	215.8	169.4	160.3	143.9	137.5	134.8	136.6	143.0	143.9
55°	2121.9	1519.0	227.7	171.2	155.7	139.3	132.0	128.4	131.1	136.6	137.5
57.5°	2301.3	1672.0	267.7	172.1	150.3	135.7	126.6	121.1	122.9	127.5	128.4
60°	2482.5	1824.1	337.0	173.0	148.4	132.0	122.0	113.8	114.7	117.5	118.4
62.5°	2695.6	2017.2	428.0	176.7	150.3	129.3	113.8	104.7	104.7	106.5	106.5
65°	3018.9	2304.9	488.1	174.9	154.8	126.6	105.6	96.5	95.6	96.5	96.5
67.5°	3251.1	2343.2	340.6	164.8	157.5	127.5	101.1	89.2	87.4	86.5	86.5
70°	3005.3	1971.6	224.9	155.7	153.0	129.3	97.4	84.7	81.1	78.3	77.4
71°	2835.0	1776.7	208.5	152.1	149.4	127.5	95.6	82.0	78.3	76.5	75.6
72.5°	2582.7	1585.5	192.2	146.6	141.2	123.9	92.9	79.2	74.7	71.9	71.0
75°	2040.8	1215.8	168.5	134.8	122.0	102.0	85.6	73.8	69.2	65.6	64.7
77.5°	922.5	483.6	129.3	116.6	99.3	81.1	74.7	68.3	62.8	60.1	59.2
80°	257.7	184.0	94.7	92.0	74.7	62.8	60.1	58.3	56.5	52.8	52.8
82.5°	119.3	107.5	67.4	64.7	51.0	44.6	47.4	48.3	48.3	44.6	43.7
85°	32.8	35.5	31.0	34.6	32.8	30.1	34.6	37.3	39.2	35.5	32.8
87.5°	2.7	6.4	8.2	13.7	16.4	17.3	21.9	26.4	27.3	21.9	22.8
90°	0.0	0.0	0.0	0.0	0.0	0.0	0.0	0.0	0.0	0.0	0.0

(END OF REPORT)